



Grand Theft Auto 3

PC, Playstation 2, X-Box

Developer: **DMA Design**

Publisher: **Rockstar Games, Inc.**

Rated: **"M" for Mature**

Locations Guides, Walkthrough & Maps

made by **Nevermore**

INTRODUCTION



Welcome to my **Featured Guide** for *Grand Theft Auto 3*.

Here you will find guides to all the hidden package locations, rampages, unique jumps & bonus missions, including screenshots of all the areas. You will also find maps covering all three islands. I've included checklists in pdf format, to help you keep track of your progress in the game. You can find those in the download section. There you can also find three custom made wallpapers for your desktop.

Since there are a lot of different ways to solve the main missions, I won't give an in-depth description on how to do so, just what needs to be done and a simple description of the solution. Some of the mission tasks that characters give you can not be completed all at once, but you will notice when a character is available while you play. This also goes for some of the bonus missions.

Some bonus missions, like the Import/Export garages and the Emergency Vehicle Crane, can not be completed until you have unlocked all three islands. Also, you might want to find as many hidden packages as you can before you start on the main missions since the gangs will get hostile after some missions, which will make it harder too look for the packages. You will also unlock weapon pickups when you find enough packages which can help you complete some of the missions.

BONUS MISSIONS - IMPORT/EXPORT GARAGES

There are two garages where your mission is to deliver a certain amount of different cars. The first one is in the docks in Portland. The other one is on Shoreside Vale. There is a sign by the garage door with a list of what cars you must deliver. Some of these cars can be hard to find but you will encounter them in some missions. If you do that, it might be a good idea to fail that mission and drive the car to the Import/Export garage instead. The garages are marked on the locations maps with these icons:  

You will get a reward of \$15.000 for each car you deliver and if you deliver all the cars on the list you will get an additional reward of \$200.000 and pickup icons for all of the cars inside the garage so you can get any of those cars whenever you want.

PORTLAND

Securicar

The easiest way of getting this security truck is to abort the **Van Heist** mission you get from **Joey** and drive the car here instead. You can also find it when you do your Firefighter missions.

Moonbeam

This van can be found pretty much anywhere in Liberty City. There is one parked at the parking lot at Head Radio in Portland.

Coach

This bus can be found in the streets of Portland

Flatbed

This big, flatbed truck can be found in the streets of Staunton island

Linerunner

A big 18-wheeler that is easy to find. There is one parked in the Portland docks right where you landed from the unique jump you do over the trailers.

Trashmaster

The easiest way of getting this truck is to abort the **Blow Fish** mission you get from **Toni** and drive the car here instead. You can also find it when you do your Firefighter missions.

Patriot

Looks like a Hummer and can be found almost anywhere in Liberty City.

Mr. Whoopee

The easiest way of getting this ice cream truck is to abort the **I scream, you scream!** mission you get from **El Burro** and drive the car here instead. You can also find it when you do your Firefighter missions.

Blista

A common family wagon-type car that can be found on the streets of Portland and Staunton Island.

Mule

A common truck that can be found on the streets of Portland and Staunton Island.

Yankee

A common truck that can be found on the streets of Portland and Staunton Island.

Bobcat

Looks like a small pick-up truck and can be found on the streets of Portland and Staunton Island.

Dodo

An red and white airplane with broken wings that can be found in the airport on Shoreside Vale.

Bus

Looks like a school bus and can be found on the streets of Staunton Island.

Rumpo

A common truck that can be found on the streets of Shoreside Vale and Staunton Island.

Pony

A common van that can be found pretty much anywhere in Liberty City.

SHORESIDE VALE

Sentinel

A normal version of the Mafia Sentinel and can be found on the streets of Shoreside Vale.

Cheetah

A sports car that can be found in the streets of Shoreside Vale and Staunton Island.

Banshee

An open Viper-type car that can be found pretty much anywhere in Liberty City. There is one parked at the Easy Credit Autos in Portland, near 8-Ball's place.

Stinger

A normal version of the Yakuza stinger sports car. Can be found in the streets of Shoreside Vale and Staunton Island.

Infernus

Looks like the Cheetah and can be found in the streets of Shoreside Vale and Staunton Island.

Esperanto

A big Cadillac-type sedan that can be found almost anywhere in Liberty City.

Kuruma

A common sedan-type, family car. Can be found almost anywhere in Liberty City.

Stretch

The Limo. Can be found on the streets of Shoreside Vale and Staunton Island.

Perennial

A common station-wagon. Can be found almost anywhere in Liberty City.

Landstalker

A common SUV-type vehicle. Can be found on the streets of Shoreside Vale and Staunton Island.

Manana

A common car that can be found on the streets of Shoreside Vale and Staunton Island.

Idaho

A common car that can be found almost anywhere in Liberty City.

Stallion

A common car that can be found almost anywhere in Liberty City.

Taxi

The Taxi can be found almost anywhere in Liberty City.


Cabbie

The older style yellow taxi. Can be found almost anywhere in Liberty City.

BF Injection

This Beach Buggy type car can be found outside the house where you picked up Misty in the **Drive Misty For Me** mission you got from **Luigi**. It only appears in the evenings.

BONUS MISSIONS - RC TOYZ

In four different places in Liberty City, 2 in Portland, 1 on Staunton island and 1 in Shoreside Vale, you can find parked blue vans with a Toyz 'n the Hood logo painted on the side. If you try to steal one of them they trigger a mini mission where you have to drive RC cars that carries explosives. The missions are marked on the locations maps with icons like this: 

Mission 1: Diablo Destruction

Location: Hepburn Heights, Portland

Reward: \$1000 / car

Objective: Destroy as many Diablo Stallions you can in two minutes.

Mission 2: Mafia Massacre

Location: St. Marks, Portland

Reward: \$1000 / car

Objective: Destroy as many Mafia cars you can in two minutes.

Mission 3: Casino Calamity

Location: Torrington, Staunton Island

Reward: \$1000 / car

Objective: Destroy as many Yakuza Stingers you can in two minutes.

Mission 4: Rumpo Rampage

Location: Wichita Gardens, Shoreside Vale

Reward: \$1000 / car

Objective: Destroy as many Hoods Rumpo XLs you can in two minutes.

MISSIONS - LUIGI GOTERELLI

Mission 1: Luigi's girl

Location: Portland

Reward: \$1500

First get a car. A pink dot will appear on your map. When you reach it you will see a girl with a blue arrow above her. Stop next to her and she will get into the car. Drive back to Luigi's and drop her off to finish the mission. Luigi's will now be marked on the map with a square L icon and you hideout will be marked with a pink house icon.

Mission 2: Don't spank ma bitch up

Location: Portland

Reward: \$4000

Grab the baseball bat, then get a car. Again, a pink dot will appear on your map. When you reach it you will see a guy standing next to two girls. You can stop and get out of your car and beat him with the baseball bat or you can simply run him over with your car. When he is dead, get into his car. An icon with a spaycan will appear on your map. Go there to find the Pay 'n' Spray. Drive into it to paint the car. Then drive the car to Luigi's garage, shown by a new pink dot on you map.

Mission 3: Drive Misty for me

Location: Portland

Reward: \$1000

Get a car and drive to the pink dot on your map. Once there, honk you car horn and wait for Misty to appear. When she is in the car, drive to the new dot on your map and drop her off. A new square icon with a J will appear on you map. This is Joey who you also can do missions for.

Mission 4: Pump action pimp

Location: Portland

Reward: \$4000

First drive to the Gun icon on you map. This is the Ammu-Nation where you can buy guns. Walk into the store and talk to the owner then walk out to the back of the store where you will find a shotgun in the alley. Now get a car and drive to the pink dot on you map. You will find that it is marking a car, a Diablo Stallion, which your target is driving. Run into it until he gets out or until the car explodes. One way or the other you will have to kill him to complete the mission.

Mission 5: The fuzz ball

Location: Portland

Reward: \$2000 - \$4000

In this mission you are going to drive around and get hookers for the police ball in the Old School Hall. Get a car that can take more than one passenger. The hookers are marked on the map with green dots. Pick them up and drop them off at the pink dot. You will have to get at least four hookers for the mission to be a success, but the more you get the more money you'll make.

CREDITS

Locations Guides, Walkthrough & Maps made by Nevermore.

See other guides written by Nevermore featured at Cheat Happens at http://www.cheathappens.com/show_user.asp?userID=1

Layout and Design by Peter Ekstrom and Chris O'Rorke, Cheat Happens.

Adobe version adapted by Peter Ekstrom.

Screenshots captured and provided by Nevermore.

Some graphics and wallpapers provided by GameWallpapers.com.

Some material used for researching and writing this guide were obtained from the Rockstar Games website for Grand Theft Auto 3.

Cheat Happens or it's owners are in no way affiliated with Rockstar Games or any of it's subsidiaries. This guide is not official or licensed in any way.

This guide is © Cheat Happens and may not be reprinted or reproduced, in part or in whole, in any form, including, but not limited to, electronic transmission and magazine publication, unless prior consent is given by the publisher.

Grand Theft Auto 3 copyright © 2003 Rockstar Games Inc.